

## GENERAL

### EXHIBITOR SERVICE KIT

The following regulations should be used as guidelines in the construction and reception of all exhibit displays. The purpose of these regulations is to provide every exhibitor with a fair and unobstructed general sight line and be compatible with general design principles. Displays shall be arranged so as not to obstruct the general view nor hide the displays of others. Each exhibitor is entitled to a reasonable sight line from the aisle. Plans for specifically build displays, not in accordance with these guidelines, must be submitted to Show Management for acceptance before construction is ordered.

#### ATTACHMENTS TO BUILDING

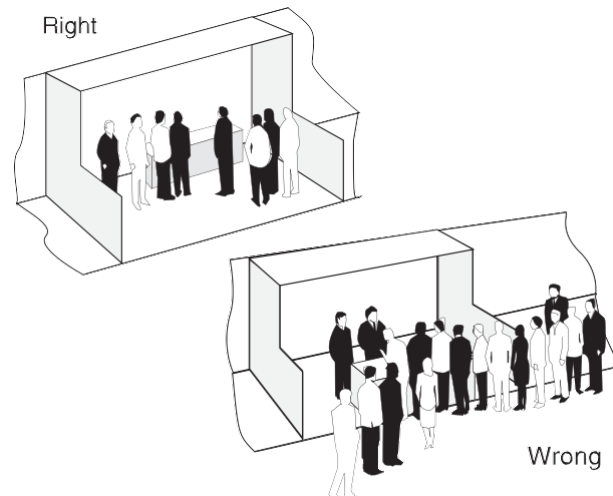
Under no circumstances can an exhibitor drill into or put holes in the floor or the walls of the convention center.

#### CROSS-AISLE SIGN AND CROSS-AISLE CARPETING

Requests must be made in writing and submitted to Fair Management for approval.

#### DEMONSTRATIONS

Demonstration areas must be organized within the exhibitor's space so as not to interfere with any traffic aisles, and sampling or demonstration tables must be placed a minimum of 2'0" (60cm) from the aisle line. Should spectators or samplers interfere with the normal traffic flow in the aisle or overflow into neighboring exhibits, exposition management will have no alternative but to request that the presentation or sampling be eliminated.



#### EXHIBIT AREA

All exhibit materials must be within the confines of the booth.

#### HELIUM BALLOONS

Helium balloons are considered part of your exhibit display material and will be allowed provided that said

balloons correspond to the height and depth regulation for the appropriate exhibit configuration of which they



# DISPLAY RULES & REGULATIONS

are a part. Use of helium must be pre-approved by Fair Management. All balloons must be tethered to the exhibit. The distribution of balloons will not be allowed at any time within the exhibit hall. Balloons create many housekeeping problems and are particularly detrimental to the fire detection systems installed in the exhibit hall. Fair Management assumes no responsibility or liability for the display or use of helium balloons by any exhibitor.

## **PLACEMENT AND OPERATION OF MACHINERY**

For the safety of operators and visitors, operating areas shall be established (about 3'0" (91cm)) around machines to prevent injuries. No machine or other exhibit component may impede traffic flow in any aisle. Machines with exposed moving parts must be placed at least 2'0" (60cm) from an aisle.

## **SAFETY PRECAUTIONS**

All product demonstrations involving any moving and potentially hazardous machines, displays, or parts must have hazard barriers to prevent accidental injury to spectators. Demonstrations must always be supervised by exhibitor personnel who can stop the demonstration in the event of an emergency and all demonstrations involving potentially hazardous by-products such as dust, fumes, sparks, or flames must be approved in writing by Fair Management 60 days prior to the fair.

## **SOUND, LIGHT, AIR MOVEMENT, DUST, ETC.**

Excessive noise, light, air movement or dust generated from any demonstrations, sound systems or dust control equipment must be kept to a minimum and not interfere with neighboring exhibitors. The use of sound systems or bright lights is an exception to the rule, not a right. Fair Management reserves the right to determine what equipment or activity constitutes interference with others and must be cut back, discontinued or removed at the exhibitor's expense.

## **UNFINISHED DISPLAYS**

All display surfaces, including visible back or side walls, must be finished in a manner agreeable to Fair Management. If coverings or masking should be required to achieve this end, each exhibitor shall be responsible for any expenses or materials.

## STANDARD BOOTH

EXHIBITOR SERVICE KIT

### STANDARD BOOTH

10'0" (3.05m) to 15'0" (4.58m) deep  
Exhibit consisting of one or more standard units in a 10'0" (3.05m) to 15'0" (4.58m) deep straight line

### HEIGHT

Exhibit fixtures, components and identification signs will be permitted to a maximum height of 8' 3" (2.5m).

#### Intent

If a portion of an exhibit booth extends above 8' 3" (2.5m) high, the exhibit booth background will detract from the overall impact of the exhibit directly behind that booth regardless of how the rear of the offending exhibit is finished.

#### IMPORTANT

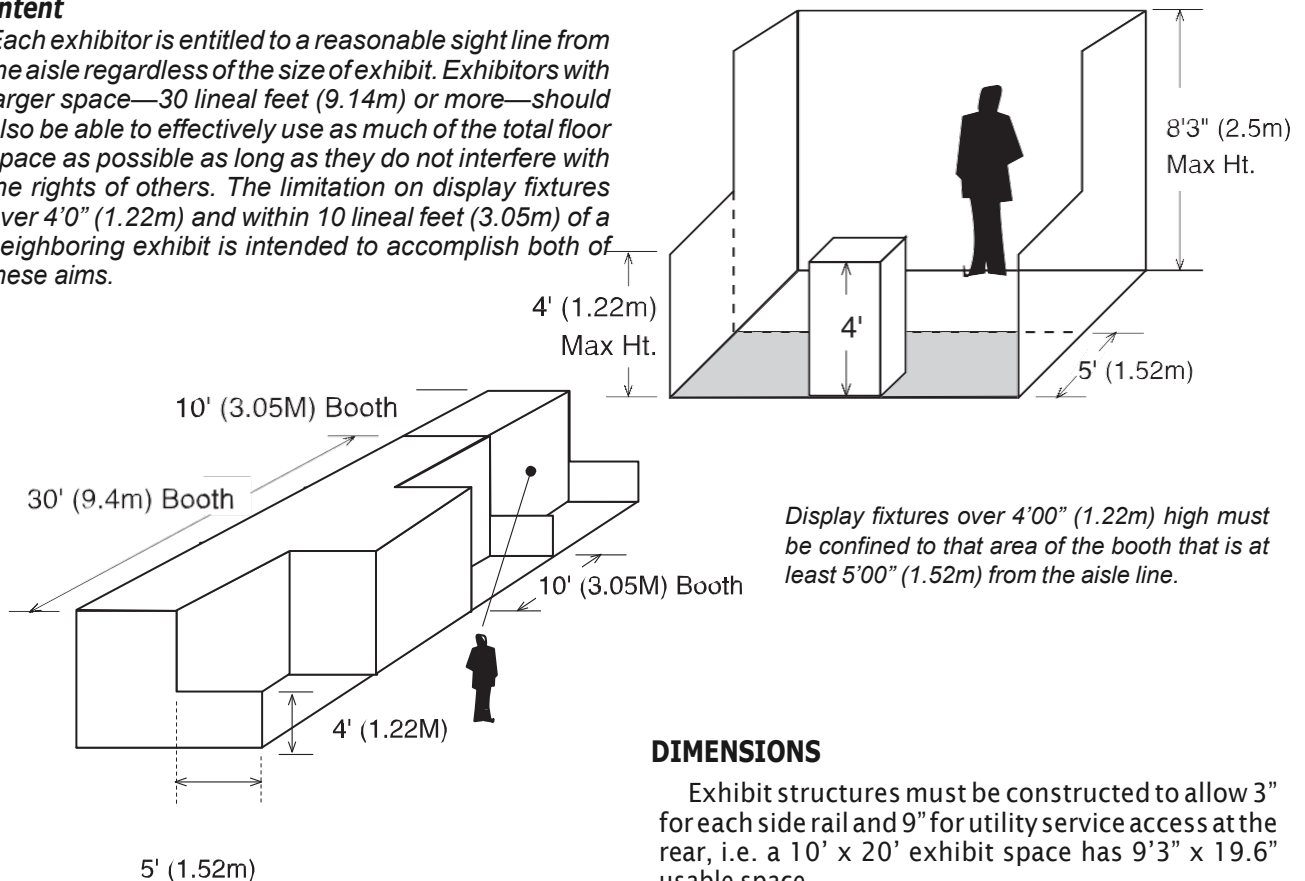
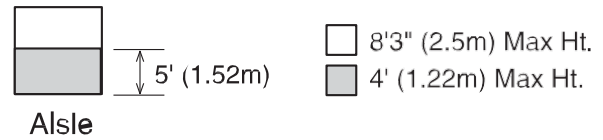
Space dimensions shown on floor plan are from center line of booth equipment, such as side rails and/or back drape. Exhibit structures must be constructed to allow sufficient tolerance on each side for this equipment and for utility service at rear of booth.

### SET-BACK

All display fixtures over 4'0" (1.22m) in height and placed within 10 lineal feet (3.05m) of an adjoining exhibit, must be confined to that area of the exhibitor's space which is at least 5'0" (1.52m) from the aisle line.

#### Intent

Each exhibitor is entitled to a reasonable sight line from the aisle regardless of the size of exhibit. Exhibitors with larger space—30 lineal feet (9.14m) or more—should also be able to effectively use as much of the total floor space as possible as long as they do not interfere with the rights of others. The limitation on display fixtures over 4'0" (1.22m) and within 10 lineal feet (3.05m) of a neighboring exhibit is intended to accomplish both of these aims.



### DIMENSIONS

Exhibit structures must be constructed to allow 3" for each side rail and 9" for utility service access at the rear, i.e. a 10' x 20' exhibit space has 9'3" x 19.6' usable space.

## PERIMETER WALL BOOTH

EXHIBITOR SERVICE KIT

### PERIMETER WALL BOOTH

10'0" (3.05m) to 15'0" (4.58m) deep  
 Located on the outer-perimeter wall of the exhibit floor

#### HEIGHT

Exhibit fixtures, components and identification signs will be permitted to a maximum height of 12'0" (3.66m).

#### Intent

*Because the outer perimeter booths are not backed up against another exhibitor's booth, display back walls and materials over 8'3" (2.5m) will not interfere with or distract from any other exhibit booth.*

#### SET-BACK

All display fixtures over 4' 0" (1.22m) in height and placed within 10 lineal feet (3.05m) of an adjoining exhibit, must be confined to that area of the exhibitor's space which is at least 5' 0" (1.52m) from the aisle line.

#### Intent

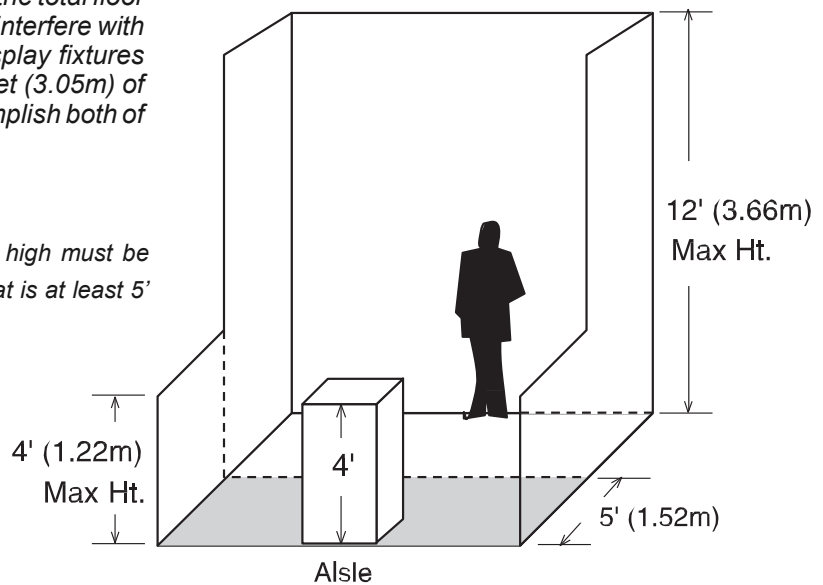
*Each exhibitor is entitled to a reasonable sight line from the aisle regardless of the size of exhibit. Exhibitors with larger space—30 lineal feet (9.14m) or more—should also be able to effectively use as much of the total floor space as possible as long as they do not interfere with the rights of others. The limitation on display fixtures over 4' 0" (1.22m) and within 10 lineal feet (3.05m) of a neighboring exhibit is intended to accomplish both of these aims.*

*Display fixtures over 4' 00" (1.22m) high must be confined to that area of the booth that is at least 5' 00" (1.52m) from the aisle line.*

#### IMPORTANT

Space dimensions shown on floor plan are from center line of booth equipment, such as side rails and/or back drape. Exhibit structures must be constructed to allow sufficient tolerance on each side for this equipment and for utility service at rear of booth.

Exhibitors considering a perimeter-wall booth in order to take advantage of the extra height should design their exhibit so that it can be used either at the 8' 3" (2.5m) height or the 12' 0" (3.66m) height, so that it can be used in all future fairs even if a perimeter-wall space is not available.



#### DIMENSIONS

Exhibit structures must be constructed to allow 3" for each side rail and 9" for utility service access at the rear, i.e. a 10' x 20' exhibit space has 9'3" x 19.6" usable space.

## PENINSULA BOOTH

EXHIBITOR SERVICE KIT

### PENINSULA BOOTH

A peninsula exhibit is created when four or more 10' x 10' exhibit spaces are placed back-to-back with an aisle on three sides. To ensure visibility for all exhibitors the following conditions apply:

#### HEIGHT

The maximum height permitted for any sign, display, product, fixture, or decoration within the exhibit is 20', provided it is not located in the area that is 5' from the aisle and 10' from any neighboring exhibit. In the area 5' from the aisle and 10' from a neighboring exhibit, the maximum height for any sign, display, product, fixture, or decoration is 4'.

#### DIMENSIONS

Exhibit structures must be constructed to allow 9" for utility service access at the rear, i.e. a 20' x 30' exhibit space has 29'3" usable space from front to back wall.

#### SIGNS

Hanging signs/displays may not exceed 20' in height and must be finished on all sides. Exhibitor must receive written permission from Show Management to include a hanging sign as part of the display. Signs, lettering, or graphics facing a neighboring exhibit must be located at least 10' from that exhibit.

#### LINE OF SIGHT

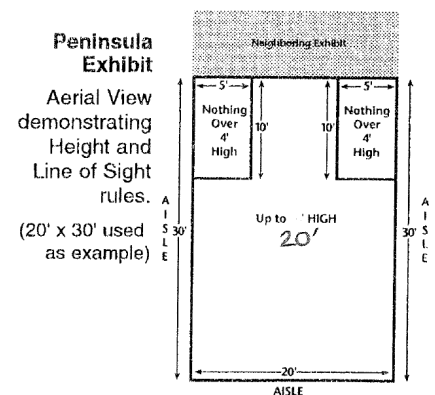
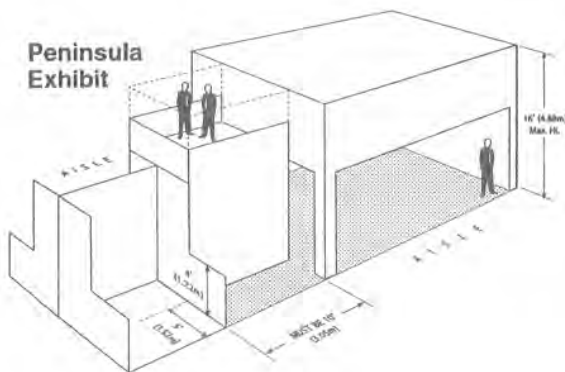
Signs, displays, products, fixtures, and decorations for all exhibit configurations located within an area 5' from the aisle and 10' from a neighboring exhibit can be no more than 4' high. Peninsula exhibits, even if they are back-to-back with another peninsula, cannot utilize the full height of the back wall when within 5' of the aisle.

#### OPENINGS

Peninsula exhibits must have a minimum 10' wide entrance every 30'. Exhibits that exceed 100' in length must have a 10' cross aisle, free of signs, displays, products, fixtures or decorations, but may be carpeted by the exhibitor consistent with the existing carpet. Exhibitors are not permitted more than 100' of continuous space without a 10' cross aisle.

#### UNFINISHED SIDES

Peninsula exhibits must have a finished back wall and finished sides. Plain drape or unfinished hard-walls are not permitted. Drapes and hard-wall may be silk-screened with company identification. Any portion of the exhibit bordering another exhibitor's exhibit space must have the back side of that portion finished, and must not include any company identification.



**SPLIT ISLAND BOOTH**

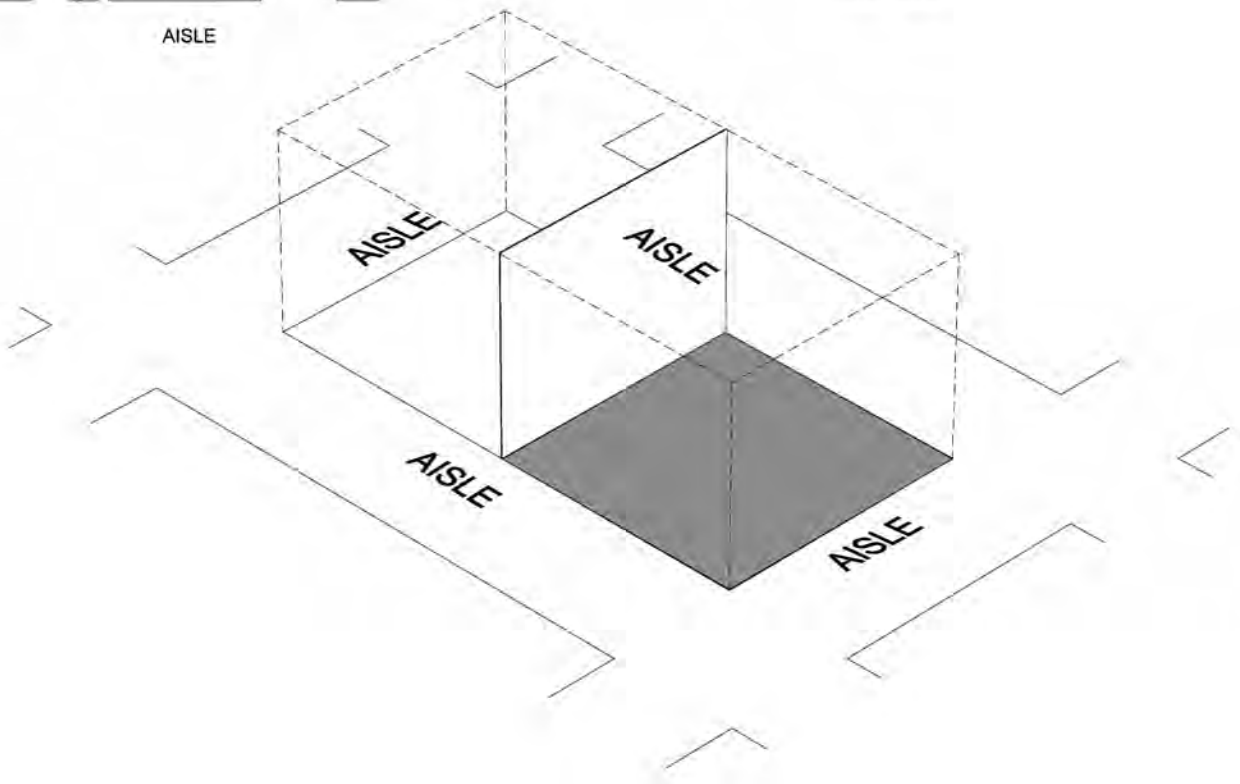
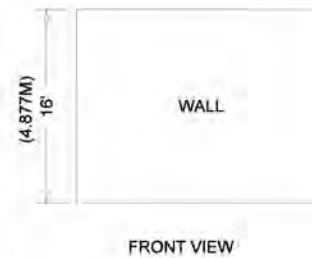
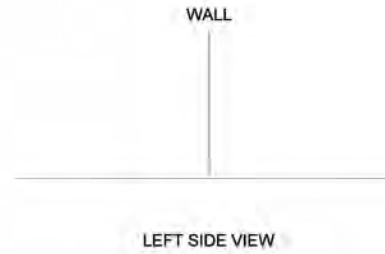
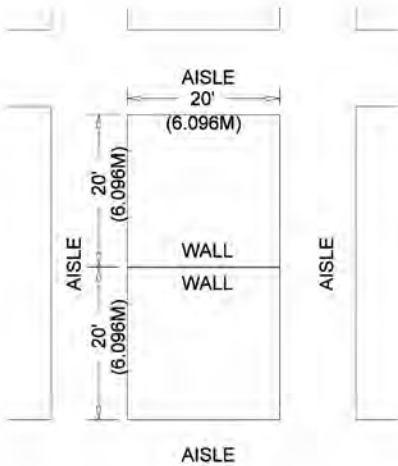
EXHIBITOR SERVICE KIT

**SPLIT ISLAND BOOTH**

Exhibit space - 400 sq. ft. (37.16 sq m) or larger, with aisles on three sides and common back wall

**HEIGHT & SIGNAGE**

A Split Island Booth is a peninsula Booth which shares a common back wall with another Peninsula Booth. The entire cubic content of this booth may be used, up to the maximum allowable height, without any back wall Line-of-Sight restrictions. A maximum height range allowance is 20' ft.(6.10 meters), including signage. Double-sided signs, logos and graphics shall be set back ten feet (10') (3.05m) from adjacent booths.



RULES & REGULATIONS

## ISLAND BOOTH

EXHIBITOR SERVICE KIT

### ISLAND BOOTH

Exhibit space – 400 sq. ft. (37.2 sq m) or larger, with aisles on all four sides

#### HEIGHT

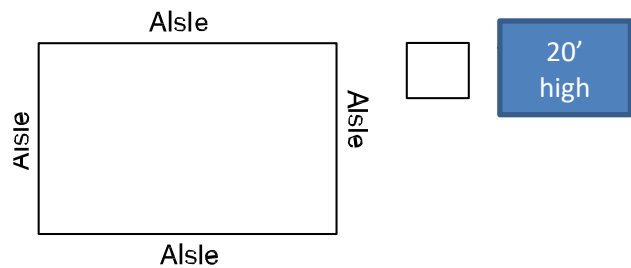
Exhibit fixtures, components and identification signs will be permitted to a maximum height of 20' (6.10 meters).

#### Intent

When an island booth exceeds 8' 0" (2.5m), it does not interfere with other exhibitors because it obviously does not back up against another exhibitor's back wall. The extra height is often required in an island booth exhibit to permit the open walk-through approach normally used in this type of location. The 20' 0" (6.10m) maximum height limitation has been set to avoid undue competition between exhibitors to see who can go the highest or be seen the farthest with each negating the other's efforts. Also, the 20' 0" (6.10m) high exhibit will fit into most exposition centers, thus permitting each exhibitor to get the maximum use of his or her exhibit.

#### IMPORTANT

Exhibitors are cautioned when installing a display with a ceiling or second level to check with the local fire department to ensure that their display meets with the necessary fire safety precautions involving smoke alarms, fire extinguishers, sprinkler systems, etc.



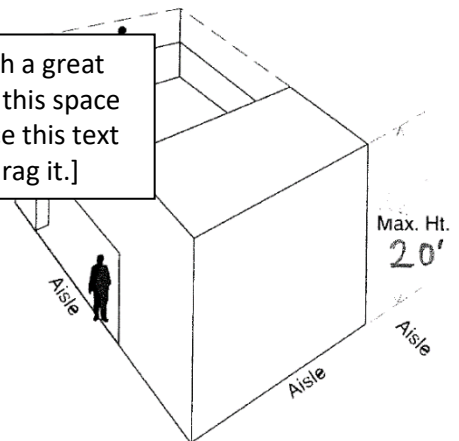
#### SET BACK

Because an island booth is automatically separated by the width of an aisle from all neighboring exhibits, full use of the floor plan is permitted.

#### STRUCTURAL INTEGRITY

Exhibit fixtures and components exceeding 12' 0" (3.66m) in height must have drawings available for inspection during the time the exhibit is being erected, exhibited and dismantled at the fair site. Drawings must include a signature or stamp of a reviewing structural engineer indicating that the structure design is properly engineered for its proposed use, and a signature of an authorized official of the exhibit building company indicating that the structure is built in compliance with the details and specifications set forth on the drawings. Signs must also be posted indicating the maximum number of people the structure will accommodate.

[Grab your reader's attention with a great quote from the document or use this space to emphasize a key point. To place this text box anywhere on the page, just drag it.]



#### Intent

Exhibitors in the vicinity of island exhibits are entitled to the same reasonable safety precautions they would expect if they were adjacent to a standard booth.

RULES & REGULATIONS

## HANGING SIGNS

EXHIBITOR SERVICE KIT

### HANGING SIGNS

An exhibit component suspended above an exhibit for the purpose of displaying graphics or identification. **Hanging signs are permitted over Peninsula and Island Booths only.**

#### HEIGHT

Hanging identification signs and graphics will be permitted to a maximum height of 20' 0" (6.10m). The bottom of the sign must be higher than 8' 0" (2.44m).

#### Intent

*Hanging signs are part of the overall exhibit presentation and, therefore, must be treated as a component of the total exhibit configuration.*

#### SET BACK

Hanging signs over Peninsula Booths must be set back at least 10' 0" from the back line of the booth (adjacent to adjoining booths) or have no copy and have a finished surface on the side facing adjoining booths.

#### Intent

*Hanging signs, if double-faced or have copy on the side facing adjoining booths, should be set back within the exhibitor's space so as not to detract from the overall impact of the exhibit that is directly adjacent.*

#### STRUCTURAL INTEGRITY

All hanging signs must have drawings available for inspection during the time the component is being hung, suspended and removed at the fair site that includes a signature or stamp of a reviewing structural engineer indicating that the stress points for hanging the sign have been properly engineered, and a signature of an authorized official of the exhibit building company indicating that the structure is built in compliance with the details and specifications set forth on the drawings.

*(Note: Exhibitors are encouraged to use lightweight materials in the construction of a hanging sign to eliminate excessive stress to the facility ceiling structure.)*

#### Intent

*Exhibitors adjoining booths with hanging signs are entitled to the same reasonable safety precautions they would expect if they were adjacent to a standard booth*

#### NOTE:

Hanging signs are permitted over Peninsula and Island Displays only. Standard Booths may display signage up to 8'3" (2.5m) high and Perimeter Booths may display signage up to 12'0" (3.66m) high with signage supported from the floor.



CANOPIES & CEILINGS

EXHIBITOR SERVICE KIT

**CANOPIES & CEILINGS**

An exhibit component supported over an exhibitor's space for decorating purposes only.

**HEIGHT**

Canopies, false ceilings and umbrellas will be permitted to a height that corresponds to the height regulation for the appropriate exhibit configuration of which they are a part. For example, canopies will not exceed 8' 0" (2.5m) in height in a standard booth configuration. Furthermore, the canopy or false ceiling will not exceed 1' 0" (30cm) in depth.

**Intent**

*Exhibitors displaying canopies or false ceilings to create the desired exhibit environment within their booth space should be allowed to do so as long as the canopy and its support structure do not violate the intent of the height or depth regulation.*

**DEPTH**

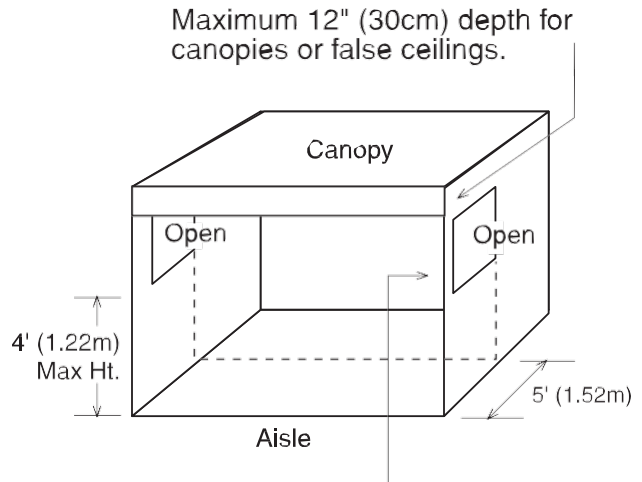
A canopy or false ceiling over an exhibit will be permitted, provided it uses vertical supports no more than 3" (7.62cm) in width/diameter in front corners of the space when placed within 10 lineal feet (3.05m) of an adjoining exhibit and not confined to the area of the exhibit space which is at least 5' 0" (1.52m) from the aisle line. Vertical supports which are strictly decorative will not be permitted if the manner in which they are used obscures the sight line of the adjoining exhibit. Canopies must conform to all fire codes.

**Intent**

*Exhibitors adjoining exhibits with canopies are entitled to the same reasonable sight line from the aisle as they would expect if they were adjacent to an exhibitor with a standard booth.*

**IMPORTANT**

In order to adhere to the LVCC Fire Safety Department regulations, any booth with four walls and a ceiling will require a smoke detector to be installed on the ceiling, and be equipped with an outside audible alarm. A 2A 10 BC fire extinguisher will be required in the interior portion of the booth. All materials used in exhibit construction, decoration, or as a temporary cover must be certified as flame retardant or a sample must be available for testing. Materials which cannot be treated to meet the requirements may not be used.



Maximum 3" (7.62cm) diameter supports permitted for canopies or false ceilings.

